



Diana R. Crumrine, NMD
1416 W. Washington St.
Boise, ID 83702
www.myfoothillsfamilymed.com

PATIENT INTAKE FORM

Name: _____ Date: _____

Address: _____

City: _____ State: _____ Zip: _____

Telephone (home): () _____ (work): () _____ (cell): () _____

Email address: _____

Age: _____ Date of Birth: _____ Gender: Female/Male/Non-binary/ _____

Education: _____

Occupation: _____ Hours per week: _____

Employer Name and Address: _____

Status (circle): Married Separated Divorced Widowed Single Partnership

Live with (circle): Spouse Partner Parents Children Friends Alone

Race/Ethnic Origin (circle): African African American Asian Caucasian

Native American Pacific Islander Hispanic Other: _____

Name of spouse/partner: _____

Name of parent(s) or guardian(s): _____ Relationship to you: _____

Emergency Contact: _____ Relationship to you: _____

Phone (home): () _____ (work): () _____ (cell): () _____

Address: _____

How did you hear about this clinic? _____

Has any other family member already been a patient at this clinic? _____

Have you ever seen a Naturopathic Physician (NMD) before? Yes / No

Would you like to receive health newsletters from the clinic as they become available? Yes / No



Diana R. Crumrine, NMD
1416 W. Washington St.
Boise, ID 83702
www.myfoothillsfamilymed.com

CONTEXT OF CARE REVIEW

Successful health care and preventive medicine are only possible when the physician has a complete understanding of the patient physically, mentally and emotionally. The nature of your response to the following questions will go a long way in assisting my understanding of your truest desires. Your time, thoughtfulness and honesty in completing this overview will greatly aid me to assist your health needs.

Why did you choose to come to this clinic?

What do you know about our approach?

What three expectations do you have from this visit to our clinic?

- 1.
- 2.
- 3.

What long term expectations do you have from working with our clinic?

What expectations do you have of me personally as your health care provider?

What is your present level of commitment to address any underlying causes of your signs and symptoms that relate to your lifestyle? Rate from 1 to 10, 10 being 100% committed.

0% 0 1 2 3 4 5 6 7 8 9 10 100%

What behaviors or lifestyle habits do you currently engage in regularly that you believe support your health?

What behaviors or lifestyle habits do you currently engage in regularly that you believe are self destructive?



Diana R. Crumrine, NMD
 1416 W. Washington St.
 Boise, ID 83702
www.myfoothillsfamilymed.com

CONTEXT OF CARE REVIEW cont.

What potential obstacles do you foresee in addressing the lifestyle factors which are undermining your health and adhering to the therapeutic protocols which we will be sharing with you?

Who do you know who will sincerely and consistently support you with the beneficial lifestyle changes you will be making?

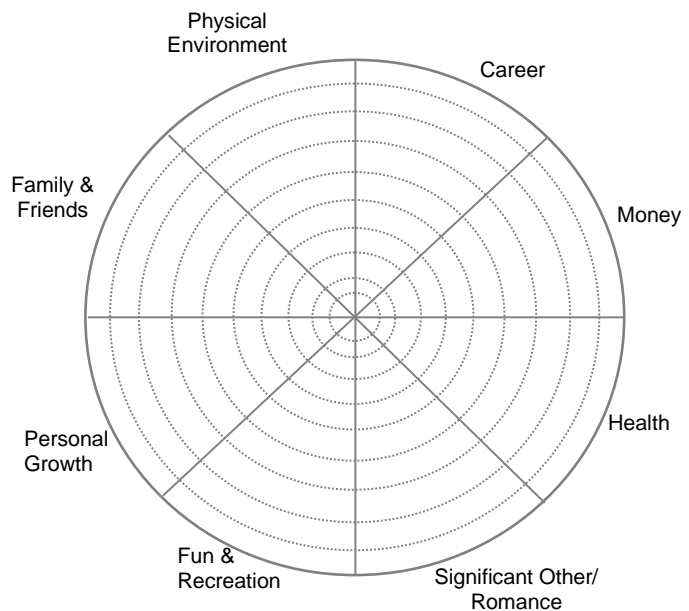
What do you love to do?

WHEEL OF BALANCE

Wellness is a balance of many factors.
 Using the circle, shade your level of satisfaction in each area as it relates to you.

For example, if you are 60% satisfied in your career, shade the first six levels of the career slice.

Do the same for each area, starting from the center point radiating outward.



CURRENT PROBLEM LIST

What are your most important health problems? List them in order of importance and time of onset

- | | |
|----------|----------|
| 1. _____ | 4. _____ |
| 2. _____ | 5. _____ |
| 3. _____ | 6. _____ |

Do you have any known contagious diseases at this time? Yes / No

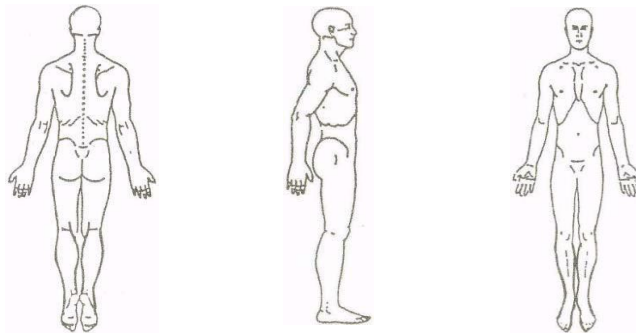
If yes, what? _____



Diana R. Crumrine, NMD
1416 W. Washington St.
Boise, ID 83702
www.myfoothillsfamilymed.com

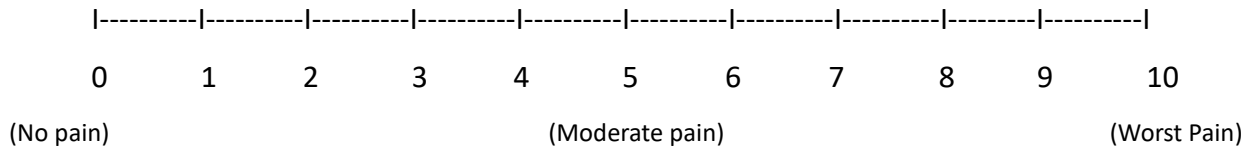
Please list any current diagnoses:

1. _____ 3. _____
2. _____ 4. _____



Please mark your areas of pain

Please indicate your CURRENT pain level on the chart below:



GENERAL

Height: _____ Weight: _____ Weight one year ago: _____

Maximum weight: _____ When: _____

Rate your energy during the day (time and level (1-10; 10=best) Best? _____ Worst? _____

Main interest and hobbies: _____

Exercise: Y / N If so, what kind and how often: _____

Watch TV: Y / N If so, how many hours? _____ Read: Y / N If so, how many hours? _____

Do you have a religious or spiritual practice? Y / N If so, what kind? _____

Are you currently receiving health care? Yes / No

If yes, where and from who? _____

If no, are you planning to establish primary care with us? Y / N

When and where did you last receive medical or health care? _____

What was the reason? _____

Do you currently have (circle): Advanced Directives Power of Attorney Will



Diana R. Crumrine, NMD
1416 W. Washington St.
Boise, ID 83702
www.myfoothillsfamilymed.com

FAMILY HISTORY

Do you or anyone in your family have a history of any of the following? (Please circle and say who)

Heart disease	High cholesterol	High Blood Pressure
Diabetes	Stroke	Cancer
Kidney disease	Arthritis	Anemia
Asthma	Glaucoma	Mental illness
Eczema	Epilepsy	Hay fever/Hives

Any other relevant family history? _____

What is your family heritage? _____

CHILDHOOD ILLNESSES

Birth city and state: _____ Birth time: _____ Birth weight: _____

Please circle whether you had any of the following as a child:

Rheumatic fever	Diphtheria	Scarlet fever	Chicken pox
German Measles	Measles	Mumps	Ear infections

VACCINE HISTORY (check all that apply)

- DPT (Diphtheria, Pertussis, Tetanus) Tetanus Booster (Usually DT) When? _____
- Polio injection/Polio oral MMR (Measles, Mumps, Rubella)
- HBV (Hepatitis B) Hepatitis A vaccine
- Other (Flu shot, etc) What and When: _____

HOSPITALIZATIONS/SURGERY/IMAGING

What hospitalizations, surgeries, x-rays, CAT scans, EEG, EKGs have you had?

_____	Year _____	_____	Year _____
_____	Year _____	_____	Year _____
_____	Year _____	_____	Year _____

ALLERGIES

Are you hypersensitive or allergic to:

Any drugs? _____

Any foods? _____

Any environmental or chemical? _____



Diana R. Crumrine, NMD
1416 W. Washington St.
Boise, ID 83702
www.myfoothillsfamilymed.com

ENVIRONMENTAL HISTORY

Do you have amalgam fillings? Y / N If yes how many and for how long? _____

Do you have past or current history of work related chemical exposure? Y / N

If yes, what chemicals? _____

Zip code of where you lived most of your life: _____

MEDICATION

Please list **all medications** (including over the counter) that you are currently taking and why. Please indicate dose and frequency.

_____ Start date _____ Start date _____

_____ Start date _____ Start date _____

_____ Start date _____ Start date _____

_____ Start date _____ Start date _____

Have you taken Aspirin, Ibuprofen, Naproxen or any steroids for a long period of time (3 weeks or longer)? Y / N

If yes for how long and for what? _____

VITAMINS AND SUPPLEMENTS

Please list all vitamins and supplements you are taking and why (Please indicate dose and frequency)

_____ Start date _____ Start date _____

_____ Start date _____ Start date _____

_____ Start date _____ Start date _____

_____ Start date _____ Start date _____

TYPICAL FOOD INTAKE

Breakfast: _____

Lunch: _____

Dinner: _____

Snacks: _____

Water: _____ Coffee: _____ Alcohol: _____



Diana R. Crumrine, NMD
 1416 W. Washington St.
 Boise, ID 83702
www.myfoothillsfamilymed.com

FOR THE FOLLOWING, PLEASE CIRCLE:

Y=Yes, a condition you have now **N**=No, never had **P**=a significant problem in the past

GENERAL

- Do you sleep well? Y N P
- Average 6-8 hours? Y N P
- Wake rested? Y N P
- Have a supportive relationship? Y N P
- Have a history of abuse? Y N P
- Experienced a major trauma? Y N P
- Use recreational drugs? Y N P
- Treated for drug dependence? Y N P
- Use alcoholic beverages? Y N P
- Use tobacco? Y N P
- If in the past, how many years? _____
- How many packs per day? _____
- Do you enjoy your work? Y N P
- Take vacations? Y N P
- Spend time outside? Y N P
- Eat three meals a day? Y N P
- Do you go on diets often? Y N P
- Do you eat out often? Y N P
- Do you drink coffee? Y N P
- Drink black/green tea? Y N P
- Drink soda? Y N P
- Do you eat refined sugar? Y N P
- Do you add salt to your food? Y N P

NEUROLOGIC

- Seizures? Y N P
- Muscle weakness? Y N P
- Loss of memory? Y N P
- Vertigo or dizziness? Y N P
- Paralysis? Y N P
- Numbness or tingling? Y N P
- Easily stressed? Y N P
- Loss of balance? Y N P

ENDOCRINE

- Hypothyroid? Y N P
- Hypoglycemia? Y N P
- Excessive thirst? Y N P
- Fatigue? Y N P

ENDOCRINE CONT.

- Heat or cold intolerance? Y N P
- Hyperthyroid? Y N P
- Diabetes? Y N P
- Excessive hunger? Y N P
- Seasonal depression? Y N P
- Difficulty exercising? Y N P

IMMUNE

- Reactions to immunizations? Y N P
- Chronically swollen glands? Y N P
- Slow wound healing? Y N P
- Chronic fatigue syndrome? Y N P
- Chronic infections? Y N P
- Night sweats? Y N P

EARS

- Impaired hearing? Y N P
- Ringing in ears? Y N P
- Dizziness? Y N P
- Ear infections? Y N P

EYES

- Impaired vision? Y N P
- Cataracts? Y N P
- Glaucoma? Y N P
- Spots in vision? Y N P
- Color blindness? Y N P
- Tearing or dryness? Y N P
- Eye pain or strain? Y N P

HEAD

- Headaches? Y N P
- Migraines? Y N P
- Head injury? Y N P
- Jaw or TMJ problems? Y N P

NOSE AND SINUS

- Frequent colds? Y N P
- Stiffness? Y N P



Diana R. Crumrine, NMD
 1416 W. Washington St.
 Boise, ID 83702
www.myfoothillsfamilymed.com

NOSE AND SINUS CONT.

Sinus problems? Y N P
 Nose bleeds? Y N P
 Hay fever? Y N P
 Loss of smell? Y N P

NECK

Lumps in neck? Y N P
 Goiter? Y N P
 Difficulty swallowing? Y N P
 Pain or stiffness in neck? Y N P

MOUTH AND THROAT

Frequent sore throat? Y N P
 Copious saliva? Y N P
 Sore tongue or lips? Y N P
 Hoarseness? Y N P
 Jaw clicks? Y N P
 Teeth grinding? Y N P
 Gum problems? Y N P
 Dental cavities? Y N P

SKIN

Rashes? Y N P
 Acne/boils? Y N P
 Change in skin color? Y N P
 Lumps or bumps on skin? Y N P
 Eczema or hives? Y N P
 Itching? Y N P
 Perpetual hair loss? Y N P

RESPIRATORY

Cough? Y N P
 Sputum? Y N P
 Asthma? Y N P
 Wheezing? Y N P
 Bronchitis? Y N P
 Coughing up blood? Y N P
 Shortness of breath? Y N P
 Shortness of breath when lying
 down? Y N P
 Pain in breathing? Y N P
 Emphysema? Y N P
 Tuberculosis? Y N P

GASTROINTESTINAL

Trouble swallowing? Y N P
 Change in thirst? Y N P
 Change in appetite? Y N P
 Nausea/vomiting? Y N P
 Ulcer? Y N P
 Jaundice? Y N P
 Gall bladder disease? Y N P
 Liver disease? Y N P
 Hemorrhoids? Y N P
 Pancreatitis? Y N P
 Heartburn? Y N P
 Abdominal pain or cramps? Y N P
 Belching or passing gas? Y N P
 Constipation? Y N P
 Bowel movements: how often? _____
 Is this a change? _____
 Black stool? Y N P
 Blood in stools? Y N P

MENTAL/EMOTIONAL

Treated for emotional problems? Y N P
 Depression? Y N P
 Anxiety or nervousness? Y N P
 Poor concentrations? Y N P
 Do you have mood swings? Y N P
 Considered suicide? Y N P
 Attempted suicide? Y N P
 Tension? Y N P
 Memory problems? Y N P

URINARY

Increased frequency of urination? Y N P
 Inability to hold urine? Y N P
 Pain in urination? Y N P
 Frequency at night? Y N P
 Frequent UTIs? Y N P
 Kidney stones? Y N P



Diana R. Crumrine, NMD
 1416 W. Washington St.
 Boise, ID 83702
www.myfoothillsfamilymed.com

MUSCULOSKELETAL

Joint pain or stiffness? Y N P
 Arthritis? Y N P
 Broken bones? Y N P
 Weakness? Y N P
 Muscle spasms or cramps? Y N P
 Sciatica? Y N P

BLOOD

Anemia? Y N P
 Easy bleeding or bruising? Y N P
 Cold hands/feet? Y N P
 Deep leg pain? Y N P
 Thrombophlebitis? Y N P
 Varicose veins? Y N P

FEMALE REPRODUCTIVE

Age of first menses: _____
 Age of last menses (if menopausal): _____
 Length of cycle: _____ days
 Duration of menses: _____ days
 Are your cycles regular? Y N P
 Painful menses? Y N P
 Heavy or excessive flow? Y N P
 PMS? Y N P
 Symptoms: _____

 Bleeding between cycles? Y N P
 Clotting? Y N P
 Endometriosis? Y N P
 Ovarian cysts? Y N P
 Vaginal odor? Y N P
 Vaginal discharge? Y N P
 Date of last PAP smear: _____
 Abnormal PAP? Y N P
 Cervical dysplasia? Y N P
 Are you sexually active? Y N P
 Sexual orientation: _____
 Birth control? Type: _____
 Pain during intercourse? Y N P
 Gonorrhea? Y N P
 Herpes? Y N P
 Chlamydia? Y N P

FEMALE REPRODUCTIVE CONT.

Genital warts? Y N P
 Syphilis? Y N P
 Difficulty conceiving? Y N P
 Are you pregnant? Y N P
 Number of pregnancies: _____
 Number of live births: _____
 Number of miscarriages: _____
 Number of abortions: _____
 Do you do self breast exams? Y N P
 Breast pain/tenderness? Y N P
 Breast lumps? Y N P
 Nipple discharge? Y N P
 Menopausal symptoms? Y N P

MALE REPRODUCTIVE

Are you sexually active? Y N P
 Sexual orientation: _____
 Birth control? Type: _____
 Discharge or sores? Y N P
 Gonorrhea? Y N P
 Herpes? Y N P
 Chlamydia? Y N P
 Genital warts? Y N P
 Syphilis? Y N P
 Hernias? Y N P
 Testicular masses? Y N P
 Testicular pain? Y N P
 Prostate disease? Y N P
 Impotence? Y N P
 Premature ejaculation? Y N P
 Date of last annual exam: _____